

# ENGINE EXHAUST SYSTEM

**2420-01**

## INDEX

## ENGINE EXHAUST SYSTEM

### GENERAL

1. SPECIFICATION .....	3
------------------------	---

### OVERVIEW AND OPERATION PROCESS

1. DESCRIPTION AND OPERATION .....	4
------------------------------------	---

### REMOVAL AND INSTALLATION

2420-01 EXHAUST LINE.....	7
---------------------------	---



# دیجیتال خودرو

شرکت دیجیتال خودرو سامانه (مسئولیت محدود)

اولین سامانه دیجیتال تعمیرکاران خودرو در ایران



**ENGINE EXHAUST SYSTEM****2420-01****GENERAL****1. SPECIFICATION****(1) Fastener Tightening Specifications**

Application	N•m	Lb-Ft	Lb-In
DOC to Muffler Nut	28 - 47	21 - 35	-
Exhaust Manifold to Front Exhaust Pipe Nut	15 - 28	11 - 21	-
Front Exhaust Pipe to DOC Nut	28 - 47	21 - 35	-
Front Exhaust Pipe to Muffler Nut	28 - 47	21 - 35	-
Intake Air Duct Mounting Bolt	22.5 - 27.5	16.6 - 20.3	-
Intake Manifold Mounting Bolt	22.5 - 27.5	16.6 - 20.3	-
Muffler to Tail Exhaust Pipe Nut	28 - 47	21 - 35	-
Resonance Flap Mounting Bolt	9 - 11	-	80 - 97

دیجیتال خودرو

شرکت دیجیتال خودرو سامانه (مسئولیت محدود)

اولین سامانه دیجیتال تعمیرکاران خودرو در ایران



Modification basis	
Application basis	
Affected VIN	

ENGINE EXHAUST SYSTEM

ACTYON 2012.12

## OVERVIEW AND OPERATION PROCESS

### 1. DESCRIPTION AND OPERATION

#### 1) Exhaust System

##### ⚠ CAUTION

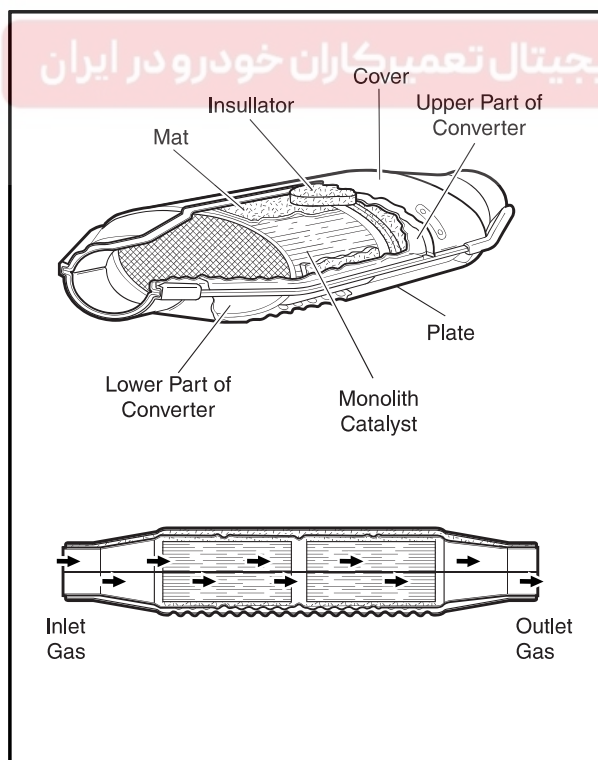
When you are inspecting or replacing exhaust system components, make sure there is adequate clearance from all points on the underbody to avoid possible overheating of the floor panel and possible damage to the passenger compartment insulation and trim materials.

Check the complete exhaust system and the nearby body areas and trunk lid for broken, damaged, missing or mispositioned parts, open seams, holes, loose connections, or other deterioration which could permit exhaust fumes to seep into the trunk may be an indication of a problem in one of these areas. Any defects should be corrected immediately.

#### 2) Catalytic Converter (Gasoline Engine)

1. When jacking or lifting the vehicle from the body side rails, be certain that the lift pads do not contact the catalytic converter, as this could damage the catalytic converter.
2. Use of anything other than unleaded fuel will damage the catalyst in the catalytic converter.

##### ► Catalytic Converter Structure

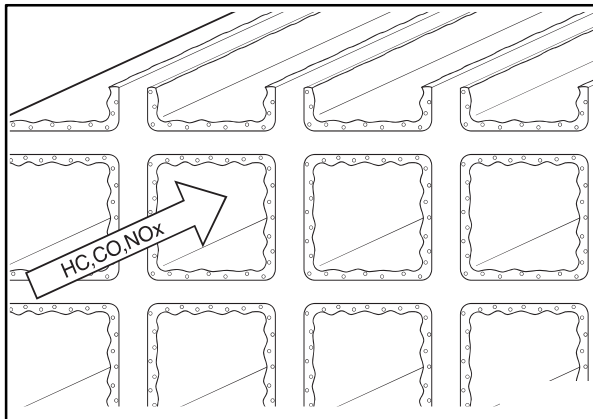


The Catalytic converter of monolith type consists of 2 walled metal bodies which is made of Cordierite. The principal element of converter consists of the materials like Alumina or oxidized Serume in order to apply to Ceramic Monolith. Washer coat operates first, and catalytic metal elements (Pt, Pd, Rh) operates to washer coat next.

Monolith type is lighter than other types, easy to manufacture and quickly approaches to proper temperature. Washer coat is used to make a contact surface with exhaust gas bigger by adhering closely to small holes

of inner layer. If a lead compound or phosphorus adheres to the surface and the temperature rises, its surface is decreased. The total area of general monolith converter is about 45, 000~500,000ft<sup>3</sup>. (10 times of a football field) Generally Alumina (AL<sub>2</sub>O<sub>3</sub>) is used as a raw material and its 7 phases of gamma, delta, theta have big areas and high stability for the temperature, and nowadays gamma Alumina is used usually.

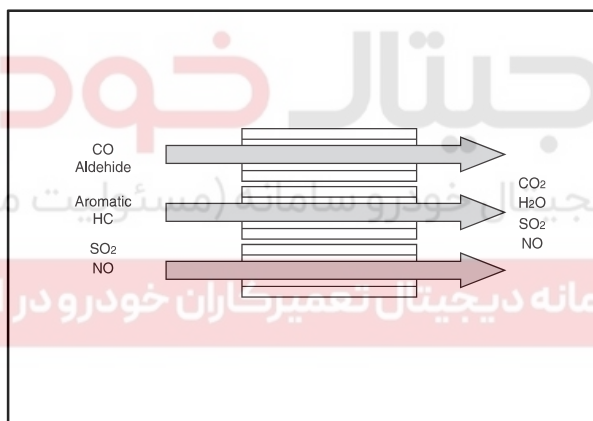
### ► Catalytic Converter and Temperature



Catalytic converter has the normal function of purification at a range of the temperature.

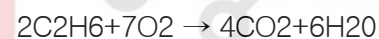
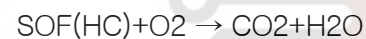
Because it has a weak point of decreasing of the purification rate in the condition of continuous high temperature, it should keep the temperature range of 400 to 500°C for normal condition. HC purification rate becomes better according to the increase of temperature in the normal range of temperature. CO purification rate becomes the best near the temperature of 450°C, and NOx does so near the temperature of 400 to 500°C.

### ► Purification of Catalytic Converter



- Adhesion of soluble organic fraction (SOF) below 180°C
- Purification of soluble organic fraction (SOF) over 180°C

Chemical reaction formula



- By catalytic action of two primary catalytic converter, oxidation occurs in order to decrease HC and CO.

Oxygen adheres to catalytic material : below 180°C	Catalytic material supplies each CO and HC with O <sub>2</sub> for their oxidation : above 180°C	Catalytic material conversion process by DOC

Modification basis	
Application basis	
Affected VIN	

**► Method for Reduction of NOx**

NOx is generated a great deal in case that combustion temperature and excess air factor are high. EGR valve can decrease NOx (30 to 35% decrease) by making temperature of combustion chamber fall by means of exhaust gas re-circulation.

- EGR valve is installed on the diesel engine of Musso, Korando, Istana and Rexton.  
And micro switch is installed together to control EGR valve.
- The setting method of micro switch is identical with the existing one.

# دیجیتال خودرو

شرکت دیجیتال خودرو سامانه (مسئولیت محدود)

اولین سامانه دیجیتال تعمیرکاران خودرو در ایران






## REMOVAL AND INSTALLATION


### 2420-01 EXHAUST LINE

#### 1) Exhaust Line & Exhaust Manifold



#### 2) Removal & Installation Procedure

1. Remove the air duct from the engine compartment (refer to the "Air duct" section).
2. Disconnect the heater hose to the exhaust manifold.




Modification basis	
Application basis	
Affected VIN	

3. Remove the two oxygen sensors from the exhaust pipe.



4. Remove the upper mounting nut and mounting rubber of the exhaust pipe to remove the exhaust pipe assembly.

**Upper Mounting Nut**



**No.1 Mounting Rubber**



**Rear Mounting Rubber**

